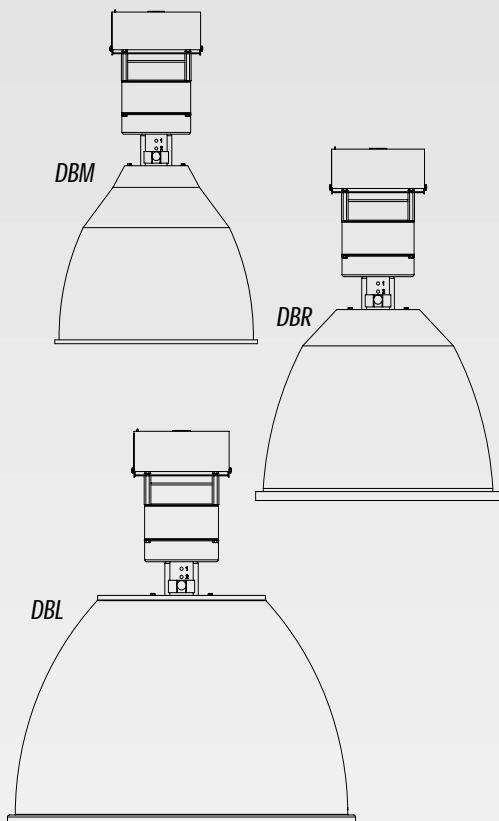


# DB Series – 14", 16" & 22" Econobay High Bay

## Dimensions

Fixture Length	Min.	Max.	Width	Ship Wt.
DBM Series	22"	25"	14"	25 LBS. (APPROX.)
DBR Series	24.3"	27.3"	16"	25 LBS. (APPROX.)
DBL Series	24.3"	27.3"	22.4"	25 LBS. (APPROX.)

Spacing Criteria: .7 – 1.7



The economical D Series fixture is designed for commercial and industrial applications. Its high efficiency reflector delivers consistent high light levels with low glare and little reflector maintenance.

### Reflector

The aluminum reflector produces a smooth, even beam pattern with an 82% efficiency rating.

### Ballast

The unique ballast mounting allows most of the heat to be generated into the air while the capacitor is housed in a separate compartment with an air barrier between the ballast and capacitor.

### Mounting

3/4" conduit mount is standard. An optional hook, cord and plug is also available.

### Adjustable Distribution

The patented spring loaded Twist-N-Lok™ reflector attachment system allows for complete tool-free installation of the reflector.

### Lamps

The D Series is available with standard and high output metal halide lamps.

### Warranty

The D Series High Bay sold by C.E.W. Lighting, Inc., unless otherwise specified, will be warranted to be free of defects in materials and workmanship under normal use and service for a period of five (5) years from date of shipment. If found to be defective by us, we will replace the non-performing parts or goods.



55°C, 65°C Ambient Rated

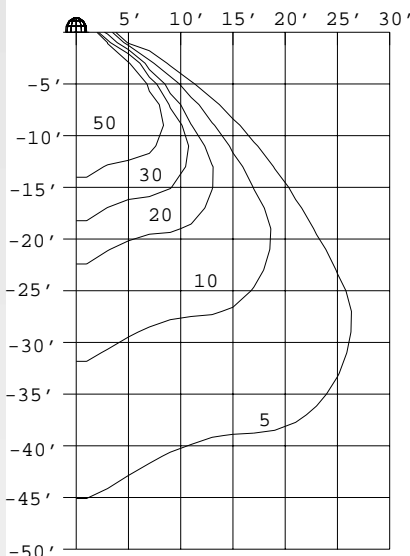


LISTED FOR DAMP LOCATIONS  
CONSULT FACTORY FOR CUL AVAILABILITY

I.E.S. photometrics available by e-mail or on disk.

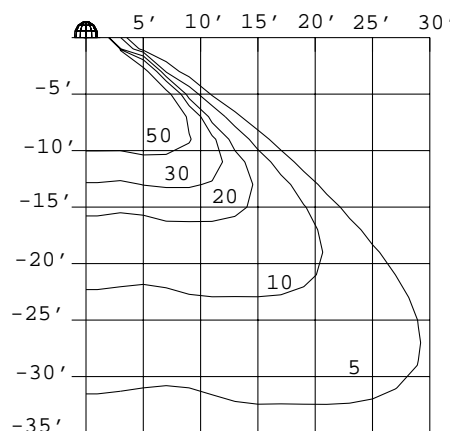
## 14" Reflector Spun Aluminum

Cat #: DBM0240, DBM0440  
Lamp: 400W Clear MH  
Lumens: 38,000  
Socket Position: 5  
Certified Test Report: ITL44732  
IES File: EBM740M.IES  
Spacing Criteria: 1.6



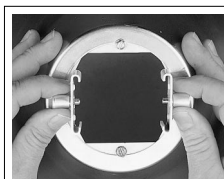
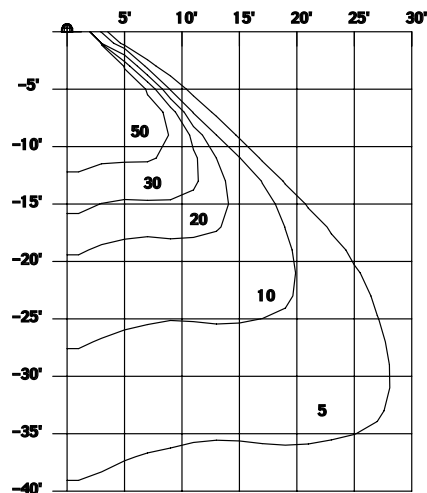
## 16" Reflector Spun Aluminum

Cat #: DBR0240, DBR0440  
Lamp: 400W Clear MH  
Lumens: 38,000  
Socket Position: 4  
Certified Test Report: ITL04142  
IES File: EBR0440M.IES  
Spacing Criteria: 2.5




## 22" Reflector Spun Aluminum

Cat #: DBL0240, DBL0440  
Lamp: 400W Clear MH  
Lumens: 38,000  
Socket Position: 4  
Certified Test Report: LTL06534  
IES File: EBR0440M.IES  
Spacing Criteria: 2.0



Twist-N-Lok™ – Locked



Twist-N-Lok™ – Open

### D Series Ambient Temperature Ratings

Fixture Wattage	Open		Enclosed	
	55°C	65°C	55°C	65°C
250W	yes <sup>①</sup>	yes <sup>①</sup>	yes	yes
400W	yes <sup>①</sup>	yes <sup>①</sup> DBR/DBL	yes DBR/DBL	yes DBL only

① HPS only or Open Rated

② Reduced Jacket Lamp Only


③ Glass Lens & Reduced Jacket Lamp Only



To build catalog numbers refer to inside front cover

# DB Series – 14", 16" & 22" Econobay High Bay

Wattage Range:  
250 & 400W



Lamp Included

## 14" – DBM Series Order Information

Reflector Size	Wattage Lamp	Catalog Number			
		Enclosed or Restricted Lamp Conduit Mount	Enclosed or Restricted Lamp Hook, Cord & Plug	Open Rated Lamp Conduit Mount	Open Rated Lamp Hook, Cord & Plug
14"	250W MH	DBM0425-(a)(b)*	DBM2425-(a)(b)*	DBM0225-(a)(b)	DBM2225-(a)(b)
	400W MH	DBM0440-(a)(b)	DBM2440-(a)(b)	DBM0240-(a)(b)	DBM2240-(a)(b)

## 16" – DBR Series Order Information

Reflector Size	Wattage Lamp	Enclosed or Restricted Lamp Conduit Mount	Enclosed or Restricted Lamp Hook, Cord & Plug	Open Rated Lamp Conduit Mount	Open Rated Lamp Hook, Cord & Plug
16"	250W MH	DBR0425-(a)(b)x	DBR2425-(a)(b)x	DBR0225-(a)(b)	DBR2225-(a)(b)
	400W MH	DBR0440-(a)(b)	DBR2440-(a)(b)	DBR0240-(a)(b)	DBR2240-(a)(b)

## 22" – DBL Series Order Information

Reflector Size	Wattage Lamp	Enclosed or Restricted Lamp Conduit Mount	Enclosed or Restricted Lamp Hook, Cord & Plug	Open Rated Lamp Conduit Mount	Open Rated Lamp Hook, Cord & Plug
22"	250W MH	DBL0425-(a)(b)x	DBL2425-(a)(b)x	DBL0225-(a)(b)	DBL2225-(a)(b)
	400W MH	DBL0440-(a)(b)	DBL2440-(a)(b)	DBL0240-(a)(b)	DBL2240-(a)(b)

(a) Voltage Suffix Key: Indicate voltage in space (a)

Description	120 Volt	277 Volt	208 Volt	240 Volt	480 Volt	Multi-tap
	1	2	3	4	5	M

tapped @ 277V

(b) Options: Indicate options in space (b) (Factory Installed)

Description	SUFFIX
Coated Lamp	C

Accessories: (Field Installed)

Description	Catalog Number
14" Flat Lens	Shade Options & Accessories on Pages 134 - 135
Wire Guard	Shade Options & Accessories on Pages 134 - 135
16" Flat Lens	Shade Options & Accessories on Pages 134 - 135
Wire Guard	Shade Options & Accessories on Pages 134 - 135
22" Flat Lens	Shade Options & Accessories on Pages 134 - 135
Wire Guard	Shade Options & Accessories on Pages 134 - 135
Ballast/Reflector Safety Chain - 6'	SC-6
Hook Only	HKSC

x Indicates bottom lens assembly plus the appropriate cost adder

\* Includes EB14LA-HR Lens