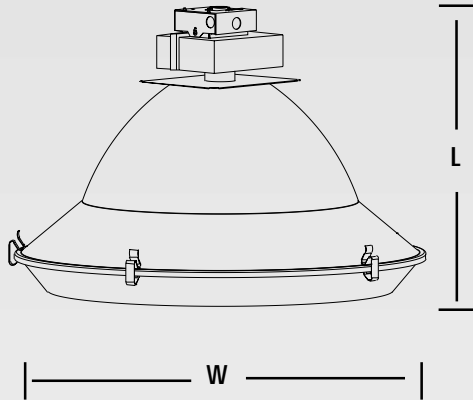


# LTL Series

## 30" Electronic Low Bay

Dimensions	Fixture Length	Fixture Width	Approx. Ship Wt.
LTL Series	21.0"	30.0"	26 lbs.

Spacing Criteria: 1.3 – 2.0



The Low Bay LTL Series luminaire is designed for both commercial and industrial applications. Its wide 30" optics delivers practically glare free lighting with excellent fixture efficiency at low mounting heights.

### Housing

The LTL Series has a fabricated housing with a fitted PC board and heat shield that protect the electronic components against high ambient temperatures.

### Optics

The totally enclosed 30" aluminum reflector spreads light evenly and with minimum glare. The drop lens is made of virgin, color resistant acrylic. The drop lens assembly is easily snapped into place with the 4 clips and is hinged to provide tool-free lamp access.

### Electronic Ballast

True sinusoidal, high frequency, fully dimmable electronic highbay for 350W, 400W, & 450W Metal Halide lamps. Auto voltage input from 208-277V AC/DC with "No Short-No Fail" feature. 277V is required for all 450W Pulse Start Metal Halide fixtures.

### Filtered Optics

For dirty environments, a special charcoal filter option is available to keep the inside refractor clean and efficient.

### Lamps

The LTL Series uses mogul base metal halide and Pulse Start metal halide (350-450W).

### Mountings

Two separate mounting options are available:

- Slide Box (hard wire)
- Hook, Cord & Plug

### Labels

The LTL Series is UL & CUL listed for damp locations and comes normally as a totally enclosed luminaire. Wet location UL listing available as an option.

### Warranty

The LTL Low Bay sold by C.E.W. Lighting, Inc., unless otherwise specified, will be warranted to be free of defects in materials and workmanship under normal use and service for a period of three (3) years from date of shipment. If found to be defective by us, we will replace the non-performing components.

40°C Ambient Rated



LISTED FOR DAMP LOCATIONS  
CONSULT FACTORY FOR CUL AVAILABILITY

I.E.S. photometrics available by e-mail or on disk

## 30" Low Bay

Cat #: LTLO440

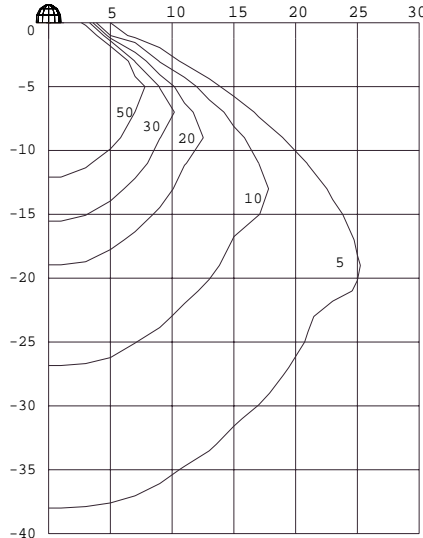
Lamp: 400W Clear MH

Lumens: 38,000

Certified Test Report: LTL03846

IES File: LBLO440.IES

Spacing Criteria: 1.5



To build catalog numbers refer to inside front cover

# LTL Series 30" Electronic Low Bay

Wattage Range:  
350-450W



Lamp Included

## LTL Series Order Information

Catalog Number

Reflector Size	Wattage Lamp	Slide-Box	Hook, Cord & Plug
ESS 30"	350W MH/PS	LTL0835-(a)(b)	LTL2835-(a)(b)
	400W MH	LTL0440-(a)(b)	LTL2440-(a)(b)
ESS	400W MH/PS	LTL0840-(a)(b)	LTL2840-(a)(b)
ESS	450W MH/PS	LTL0845-2(b)	LTL2845-2(b)

a) Voltage Suffix Key: Indicate voltage in space (a)

Description	Auto Voltage Input (350-400W Only) (A)	277 Volt (2)	208 Volt (3)	240 Volt (4)
-------------	--	--------------	--------------	--------------

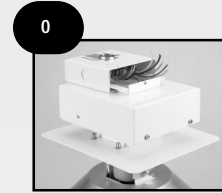
(b) Options: Indicate options in space (b) (Factory Installed)

Description	SUFFIX (b)
Coated Lamp	C
Quartz Standby (ETL Listed)	Q
6' Ballast/Shade Safety Chain	U

Accessories: (Field Installed)

Description	Catalog Number	
Mounting Hook - 3/4" Thread with Safety Snap-Lok™	HKSC	
Dimming Module	Electronic Controllers on Pages 90 - 93	RDM-01
Interface Module	Electronic Controllers on Pages 90 - 93	INTM-01
120V Power Supply	Electronic Controllers on Pages 90 - 93	B120-E-P
277V Power Supply	Electronic Controllers on Pages 90 - 93	B277-E-P

### Mountings



Slide Box



Hook, Cord & Plug