

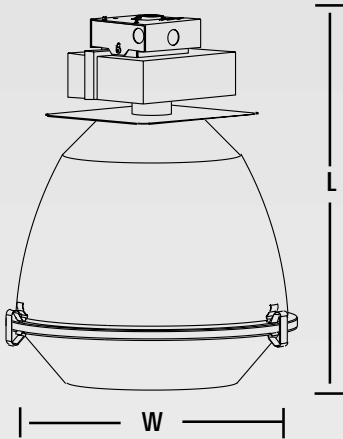
LTS /LTM Series

16" & 22" Electronic Low Bay



Dimensions	Fixture Length	Fixture Width	Approx. Ship Wt.
LTS Series	21.9"	16.0"	7 LBS.
LTM Series	21.9"	22.0"	8 LBS.

LTS Spacing Criteria: 1.3 – 2.0
LTM Spacing Criteria: 1.8



The LTS Series is a compact 16" Low bay luminaire that can be used to minimize shadows, reduce fixture glare and still deliver high light levels at low mounting heights. The LTM Series Low bay luminaire is perfect for both commercial and industrial applications that require high light levels, good three dimensional visibility and a wide beam pattern at low mounting heights.

Electronic Ballast

True sinusoidal, high frequency, fully dimmable electronic highbay for 350W, 400W, & 450W Metal Halide lamps. Auto voltage input from 208-277V AC/DC with "No Short-No Fail" feature. 277V is required for all 450W Pulse Start Metal Halide fixtures.

Optics

The compact 16" reflector covers a wide area with both vertical & horizontal footcandles required for most lighting tasks. The drop lens assembly is easily snapped into place with stainless steel ring with latch.

The 22" aluminum reflector is powder coated with a UV inhibitor. The drop lens assembly is easily snapped into place with the 4 clips and is hinged to provide tool-free lamp access. The refractor is made of virgin, color resistant acrylic.

Filtered Optics

For dirty environments, a special charcoal filter option is available to keep the inside refractor clean and efficient.

Housing

The LTS/LTM Series has a fabricated housing with a fitted PC board and heat shield that protect the electronic components against high ambient temperatures.

Lamps

The LTS/LTM Series uses mogul base metal halide and Pulse Start Metal Halide (350-450W).

Mountings

Two separate mounting options are available:

- Slide Box (hard wire)
- Hook, Cord & Plug

Labels

The LTS/LTM Series is UL listed for damp locations and comes standard as a totally enclosed luminaire. Wet location UL listing available as an option.

Warranty

The LTS/LTM Low Bay sold by C.E.W. Lighting, Inc., unless otherwise specified, will be warranted to be free of defects in materials and workmanship under normal use and service for a period of three (3) years from date of shipment. If found to be defective by us, we will replace the non-performing parts or goods.

LTS 40°C Ambient Rated
LTM - 40°C Ambient Rated

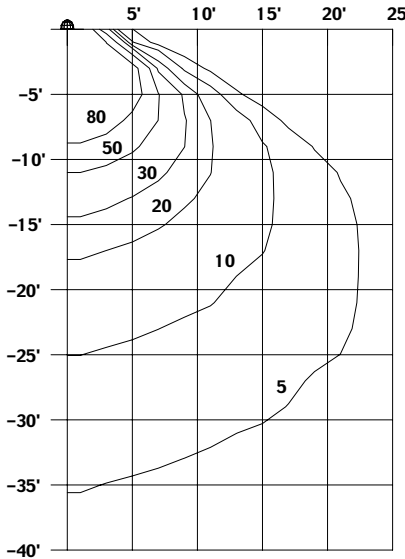


LISTED FOR DAMP LOCATIONS
CONSULT FACTORY FOR CUL AVAILABILITY

I.E.S. photometrics available by e-mail or on disk

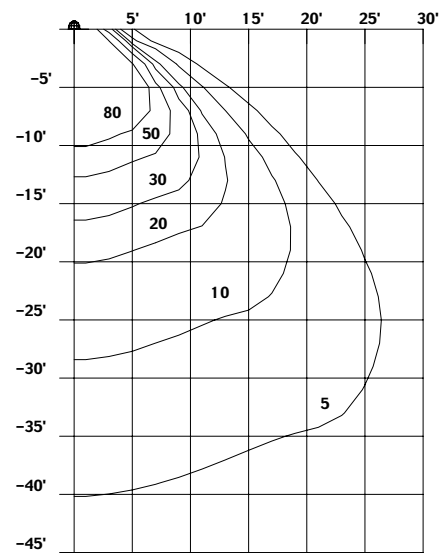
16" Low Bay

Cat #: LTS0835
Lamp: 350W Clear MH/PS
Lumens: 37,000
Certified Test Report: ITL45979
IES File: LBS440.IES
Spacing Criteria: 1.62



22" Low Bay

Cat #: LTM0840
Lamp: 400W Clear MH/PS
Lumens: 44,000
Certified Test Report: ITL45177
IES File: LBM440SE.IES
Spacing Criteria: 1.8



To build catalog numbers refer to inside front cover

LTS /LTM Series 16" Electronic Low Bay

Wattage Range:
350-400W

LTS Series Order Information

Reflector Size	Wattage Lamp	Catalog Number	
		Slide-Box	Hook, Cord & Plug
16"	350W MH/PS *	LTS0835-(a)(b)	LTS2835-(a)(b)
	400W MH*	LTS0440-(a)(b)	LTS2440-(a)(b)
16"	400W MH/PS*	LTS0840-(a)(b)	LTS2840-(a)(b)

LTM Series Order Information

Reflector Size	Wattage Lamp	Catalog Number	
		Slide-Box	Hook, Cord & Plug
22"	350W MH/PS	LTM0835-(a)(b)	LTM2835-(a)(b)
	400W MH	LTM0440-(a)(b)	LTM2440-(a)(b)
22"	400W MH/PS	LTM0840-(a)(b)	LTM2840-(a)(b)
22"	450W MH/PS	LTM0845-2(b)	LTM2845-2(b)

a) Voltage Suffix Key: Indicate voltage in space (a)

Description	Auto Voltage Input (350-400W Only) (A)	277 Volt (2)	208 Volt (3)	240 Volt (4)
-------------	--	--------------	--------------	--------------

(b) Options: Indicate options in space (b) (Factory Installed)

Description	SUFFIX (b)
Coated Lamp	C
Quartz Standby (ETL Listed)	Q
6' Ballast/Shade Safety Chain	U

Accessories: (Field Installed)

Description	Catalog Number
Mounting Hook - 3/4" Thread with Safety Snap-Lok™	HKSC
Dimming Module	Electronic Controllers on Pages 90 - 93 RDM-01
Interface Module	Electronic Controllers on Pages 90 - 93 INTM-01
120V Power Supply	Electronic Controllers on Pages 90 - 93 B120-E-P
277V Power Supply	Electronic Controllers on Pages 90 - 93 B277-E-P

* Reduced Jacketed Lamp Required




LTS



LTM


Lamp Included

Mountings



0

Slide Box



2

Hook, Cord & Plug